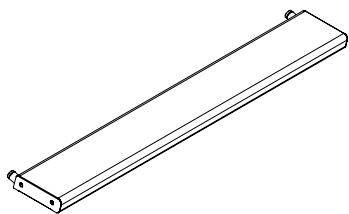


70

ACC-70X (4)

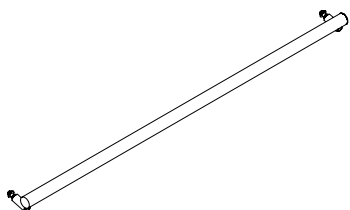
LOTUS marine

ACCESSORI
ACCESSORIES
ZUBEHÖR
ACCESSOIRES
ACCESORIOS



Mensola anteriore
Earlier shelf
Vordere Ablage
Plus tôt plateau
A principios de la plataforma

Modelli / Models Modele / Modelos Modelos	Dimensioni / Dimensions Abmessungen / Dimensions Dimensiones	Modelli / Models Modele / Modelos Modelos	Dimensioni / Dimensions Abmessungen / Dimensions Dimensiones
cm		cm	
08570103	30x21x5h	08570110	100x21x5h
08570104	40x21x5h	08570111	110x21x5h
08570105	50x21x5h	08570112	120x21x5h
08570106	60x21x5h	08570113	130x21x5h
08570107	70x21x5h	08570114	140x21x5h
08570108	80x21x5h	08570115	150x21x5h
08570109	90x21x5h	08570116	160x21x5h



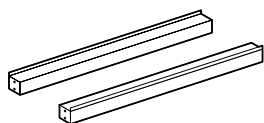
Corrimano
Handrail
Hand Lauf
Main courante
Pasamano

Modelli Models Modele Modelos Modelos	Dimensioni Dimensions Abmessungen Dimensions Dimensiones	Modelli Models Modele Modelos Modelos	Dimensioni Dimensions Abmessungen Dimensions Dimensiones	Modelli Models Modele Modelos Modelos	Dimensioni Dimensions Abmessungen Dimensions Dimensiones
cm		cm		cm	
08570002	20x7x4h	08570007	70x7x4h	08570012	120x7x4h
08570003	30x7x4h	08570008	80x7x4h	08570013	130x7x4h
08570004	40x7x4h	08570009	90x7x4h	08570014	140x7x4h
08570005	50x7x4h	08570010	100x7x4h	08570015	150x7x4h
08570006	60x7x4h	08570011	110x7x4h	08570016	160x7x4h



Giunzione corrimano
Junction handrail
Gelenk Hand Lauf
Main courante de l'embranchement
Conexión pasamano

Modelli Models Modele Modelos Modelos	Dimensioni Dimensions Abmessungen Dimensions Dimensiones
cm	
533116300	Ø3x2,4



Coppia traverse supporto ponte
Supprto for bridge type system
Bruckengestell
Support en pont

Modelli Models Modele Modelos Modelos	Dimensioni Dimensions Abmessungen Dimensions Dimensiones
cm	
TSP-4	40x6x6h
TSP-6	60x6x6h
TSP-8	80x6x6h
TSP-10	100x6x6h
TSP-12	120x6x6h
TSP-14	140x6x6h
TSP-16	160x6x6h
TSP-18	180x6x6h
TSP-20	200x6x6h

21.01.2021



FOOD CATERING EQUIPMENT

70

LOTUS marine



Testata chiusa
Head end filler strip
Abschluss-Element
Élément de jonction
Chapa de cierre

Modelli Models Modele Modelos	Peso/Volume Weight/Volume Gewicht/Volumen Poids/Volume Peso/Volumen
	kg/m ³
TPA-7	1 / 0,001



Testata 1 lato, serie 70, sinistra
Head 1 side, 70 series, left
Abschluss Element 1 Seite, 70 Serie, links
Element de jonction 1 côté, série 70, gauche
Embellecedor 1 lado, serie 70, izquierdo

Modelli Models Modele Modelos	Peso/Volume Weight/Volume Gewicht/Volumen Poids/Volume Peso/Volumen
	kg/m ³
TMA-7SX	8 / 0,01




Testata 1 lato, serie 70, destra
Head 1 side, 70 series, right
Abschluss Element 1 Seite, 70 Serie, rechts
Element de jonction 1 côté, série 70, droit
Embellecedor 1 lado, serie 70, derecho

Modelli Models Modele Modelos	Peso/Volume Weight/Volume Gewicht/Volumen Poids/Volume Peso/Volumen
	kg/m ³
TMA-7DX	8 / 0,01




Testata 2 lati, serie 70, destra
Head 2 sides, 70 series, right
Abschluss Element 2 Seiten, 70 Serie, rechts
Element de jonction 2 côtés, série 70, droit
Embellecedor 2 lados, serie 70, derecho

Modelli Models Modele Modelos	Peso/Volume Weight/Volume Gewicht/Volumen Poids/Volume Peso/Volumen
	kg/m ³
TMA-77	16 / 0,02



Testata 2 lati, serie 70/90 sinistra.
Head 2 sides, 70/90 series, left.
Abschluss Element 2 Seiten,
70/90 Serie, links.
Element de jonction 2 côtés,
série 70/90, gauche.
Embellecedor 2 lados,
serie 70/90, izquierdo.

Modelli Models Modele Modelos	Peso/Volume Weight/Volume Gewicht/Volumen Poids/Volume Peso/Volumen
	kg/m ³
TMA-79SX	18 / 0,02



Testata 2 lati, serie 70/90 destra.
Head 2 sides, 70/90 series, right.
Abschluss Element 2 Seiten,
70/90 Serie, rechts.
Element de jonction 2 côtés,
série 70/90, droit.
Embellecedor 2 lados,
serie 70/90, derecho.

Modelli Models Modele Modelos	Peso/Volume Weight/Volume Gewicht/Volumen Poids/Volume Peso/Volumen
	kg/m ³
TMA-79DX	18 / 0,02